

Environmental Statement 2020

including 2019 performance data

November 2020



Environmental Statement 2020

including 2019 performance data

November 2020



Environmental Statement 2020 – including 2019 performance data

© European Investment Bank, 2020.

All rights reserved.

All questions on rights and licensing should be addressed to publications@eib.org.

For further information on the EIB's activities, please consult our website, www.eib.org. You can also contact our InfoDesk, info@eib.org.

This document is available in English, French and German. Only the English version has been validated.

Published by the European Investment Bank.

Printed on FSC Paper.

CONTENTS

- 1. ABOUT THIS DOCUMENT 1
- 2. ABOUT THE EIB GROUP 2
 - 2.1. The EIB Group 2
 - 2.2. The EIB Climate Strategy..... 2
- 3. DESCRIPTION OF THE ENVIRONMENTAL MANAGEMENT SYSTEM 3
 - 3.1. About EMAS 3
 - 3.2. Context and purpose of the EIB Group’s environmental management system..... 3
 - 3.3. Scope of the EIB Group’s environmental management system 4
 - 3.4. The EKI building 5
 - 3.5. Staff mobility..... 6
 - 3.6. Governance of the environmental management system..... 7
- 4. ENVIRONMENTAL POLICY 9
- 5. ENVIRONMENTAL ASPECTS AND IMPACTS 10
- 6. PROGRAMME OBJECTIVES, TARGETS AND ACTIONS 12
 - 6.1. Objectives 12
 - 6.2. Targets 13
 - 6.3. Actions 14
- 7. ENVIRONMENTAL PERFORMANCE INDICATORS 16
 - 7.1. Energy 16
 - 7.2. Paper consumption..... 17
 - 7.3. Water consumption 18
 - 7.4. Waste production 18
 - 7.5. Greenhouse gas emissions 20
- 8. BIODIVERSITY 23
- 9. LEGAL REQUIREMENTS 24
- 10. COMMUNICATION 25
- 11. ANNEX I – EMAS VALIDATION..... 26
- 12. ANNEX II – METHODOLOGICAL ASSUMPTIONS..... 27
- 13. ANNEX III – COMPLETED ACTIONS..... 30

1. ABOUT THIS DOCUMENT

This environmental statement provides all relevant stakeholders and other interested parties with information concerning environmental performance and activities of the European Investment Bank (EIB) Group in 2019. This document is the EIB Group's third environmental statement validated under the EMAS scheme¹.

This statement was originally expected to be published in June 2020. However, due to the COVID-19 restrictions, the external surveillance audit of the system was conducted in two parts. The first audit day took place online on 21 April 2020 and the second audit day took place on site on 17 September, resulting in the delayed publication. The next audit will be a full recertification audit of four days and is scheduled to take place in April 2021.

This document has been drafted in accordance with the EMAS standard, included Annexes I, II, III, amended in 2017 to reflect the revised ISO 14001:2015, Annexe IV, which amended the environmental reporting requirements and the [European Commission's 'Best Environmental Management Practice for the Public Administration Sector' guidance](#). It is available on our website. The data contained within this environmental statement relate to the reporting year 1 January 2019 to 31 December 2019. As per our environmental management system (EMS), the EIB Group will publish environmental statements on an annual basis, with the fourth environmental statement due for publication in June 2021.



¹ Having achieved registration to the European Union's Eco-Management and Audit Scheme (EMAS) for the first time in late 2018, the EIB Group published its first environmental statement in April 2019. The EIB Group has chosen to report per calendar year on its environmental performance to align its reporting period for the environmental statement with the reporting period used for the EIB Group's carbon footprint.

2. ABOUT THE EIB GROUP

2.1. The EIB Group

The EIB Group provides finance and technical assistance to achieve sustainable and inclusive growth through two complementary entities, the European Investment Bank (EIB or the Bank) and the European Investment Fund (EIF). The EIB Group, consisting of both the EIB and EIF, is the European Union's long-term financing institution.

The [European Investment Bank](#) is the bank of the European Union. The world's largest multilateral borrower and lender, it is the only bank owned by the EU Member States. The finance and assistance it provides contributes to the achievement of EU policy goals. The EIB also operates globally as a multilateral development bank. The [EIB Institute](#) is part of the Bank and is dedicated to promoting European initiatives for the common good through social, cultural, educational and research activities. This includes reducing inequalities, enhancing knowledge and innovation and fostering cohesion across Europe.

The [European Investment Fund](#) specialises in risk finance to benefit micro, small and medium enterprises and stimulates growth and innovation across Europe. It provides finance and expertise for sound, sustainable investment and guarantee operations. EIF shareholders include the EIB, the European Commission, and a wide range of public and private banks and financial institutions. With its targeted products to its financial intermediaries, such as banks, guarantee and leasing institutions, micro-credit providers and private equity funds, the EIF enhances access to finance for SMEs.

2.2. The EIB Climate Strategy

The EIB adopted its climate strategy on 22 September 2015, following a comprehensive review, including a formal public consultation that was launched in January 2015. The document [EIB Climate Strategy - Mobilising finance for the transition to a low-carbon and climate-resilient economy](#) presents a forward-looking statement describing the Bank's future direction and developments of its climate action.

The climate strategy is structured around three strategic action areas that serve as guiding orientations for the Bank's future climate action:

- (1) Reinforcing the impact of EIB climate financing;
- (2) Increasing resilience to climate change; and
- (3) Further integrating climate change considerations across all of the Bank's standards, methods and processes.

Within each of these strategic action areas, various operational initiatives have been introduced, such as innovative financial instruments, outreach and cooperation with stakeholders, the development of standards and methodologies and the provision of advisory services. The climate strategy is only applicable to the EIB. However, Action Plan 10 of climate strategy, which includes the requirement for the implementation of an appropriate EMS, is applicable at Group level.

As the internal environmental management is applicable at Group level and the EMS is naturally an extension of the existing environmental management, the EMS will also be applied at Group level.

3. DESCRIPTION OF THE ENVIRONMENTAL MANAGEMENT SYSTEM

3.1. About EMAS

The EU Eco-Management and Audit Scheme (EMAS) was established by the European Commission to assist organisations in evaluating, reporting and ultimately improving environmental performance.

EMAS is fully compatible with, and largely based upon, the ISO 14001 Environmental Management System (EMS), but has additional requirements including conducting an initial environmental review, reporting on a set of core indicators and the publication of the environmental statement.

The EIB Group established its EMS in 2018, first achieving EMAS registration in December 2018. This is the third environmental statement to be produced by the EIB Group, with the first having been published in April 2019 and the second in June 2019².



3.2. Context and purpose of the EIB Group's environmental management system

The implementation of an appropriate EMS across the EIB Group will be used as a mechanism to broaden the scope of the current environmental management processes that are used to manage the environmental aspects of the Group's estate and staff mobility. The EMS is registered under the EU Eco-Management Audit Scheme – Regulation (EC) No 1221/2009 (EMAS) (updated Annexe IV) and Commission Regulation (EU) 2017/1505 (updated Annexes I, II and III).

The implementation of an appropriate EMS allows the EIB Group to better understand the direct environmental aspects and impacts within the scope of the system. Furthermore, EMAS registration reinforces a systematic environmental review process to better determine environmental aspects and impact in the future, and to develop environmental objectives and targets.

The EMS scope has been determined to be in respect of the EIB Group's direct internal environmental management and is not intended to address the indirect impacts and aspects of the EIB Group financing.



² [EIB Group Environmental Statement 2018](#)
[EIB Group Environmental Statement 2019](#)

3.3. Scope of the EIB Group’s environmental management system

In determining the scope of the EMS, the EIB Group considered the context within which the organisation operates in Luxembourg, its compliance obligations, the needs and expectations of relevant stakeholders and the level of control and influence of activities resulting in actual or potential environmental risks and impacts.

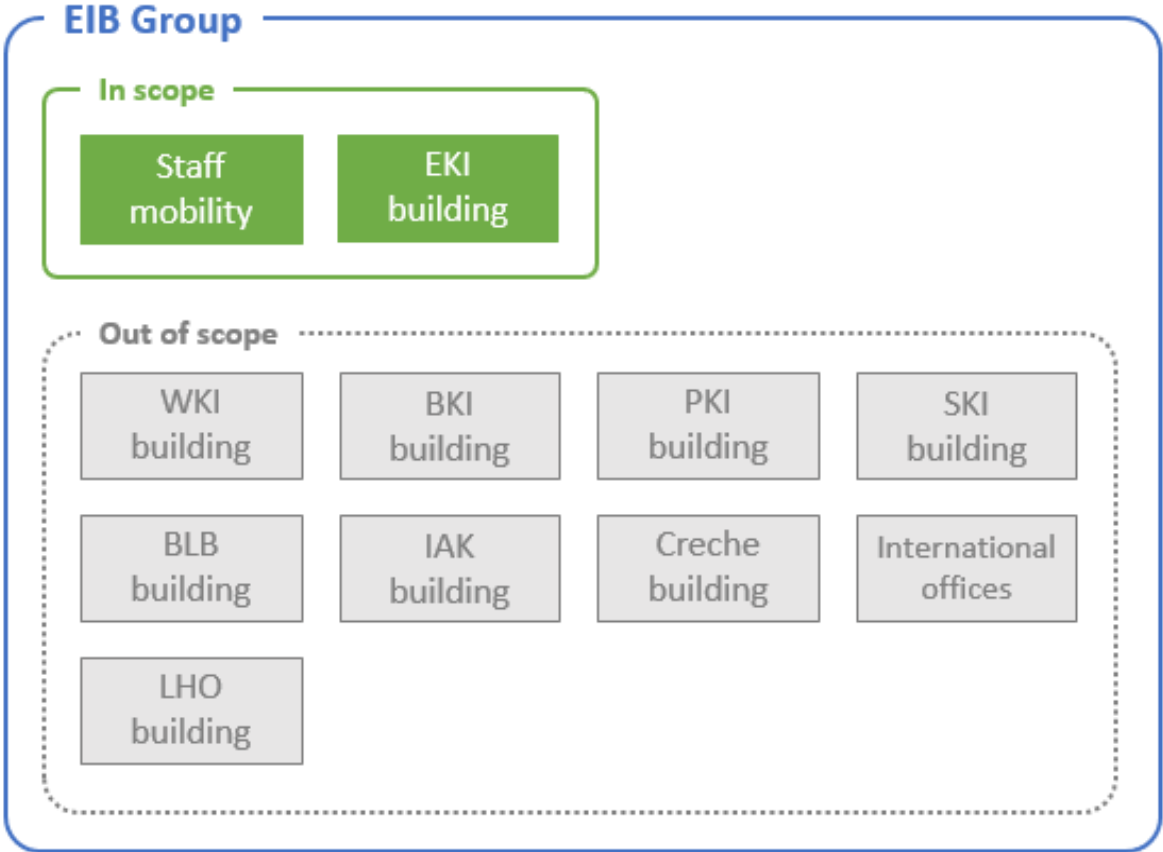


Fig. 1 – Scope of the EIB Group’s environmental management system

The diagram above illustrates the buildings and subsequent aspects within scope of the EIB Group EMS. The scope of the EMS is defined as followed:

All technical and administrative activities which support the core business, carried out within the EKI building are within scope of the EMS.

The SKI, PKI, IAK, BKI, BLB, LHO buildings and the EIB crèche are excluded from the scope of EMS, as are all international offices, due a lack of control/influence over both the operation of the buildings and the approach taken to environmental management by contractors.

The WKI building has been excluded as it is scheduled for a complete refurbishment in the coming years, which will leave the site unoccupied for a prolonged period.

3.4. The EKI building

The EKI building has a surface area of 72 500 m² spread over ten storeys. The 11 000 m² double-layered glass façade stands 35 metres high and 170 metres long and is suspended from specially designed curved steel beams. As of 31 December 2019, a total of 865 EIB staff were based at the EKI building. The site is rated BREEAM Excellent – the first building to achieve such a post-construction rating in continental Europe.

The site, located at 98-100 boulevard Konrad Adenauer, is primarily comprised of office space, meeting rooms, multiple large atria, a canteen and service areas including kitchens, plant room and loading bays. The following areas of resource consumption from EKI are included within the scope of EMAS:

- Electricity
- District heating
- Water
- Waste paper



3.5. Staff mobility

The EIB has a set of policies regarding the mobility of staff located in the various campus buildings. The mobility of staff based in the EKI building is within the scope of the EMS, including:

- Business travel including:
 - Flights
 - Rail travel
 - Company cars
- Employee commuting (residence to EKI)
- Employee commuting (shuttle buses travelling between sites in Luxembourg)

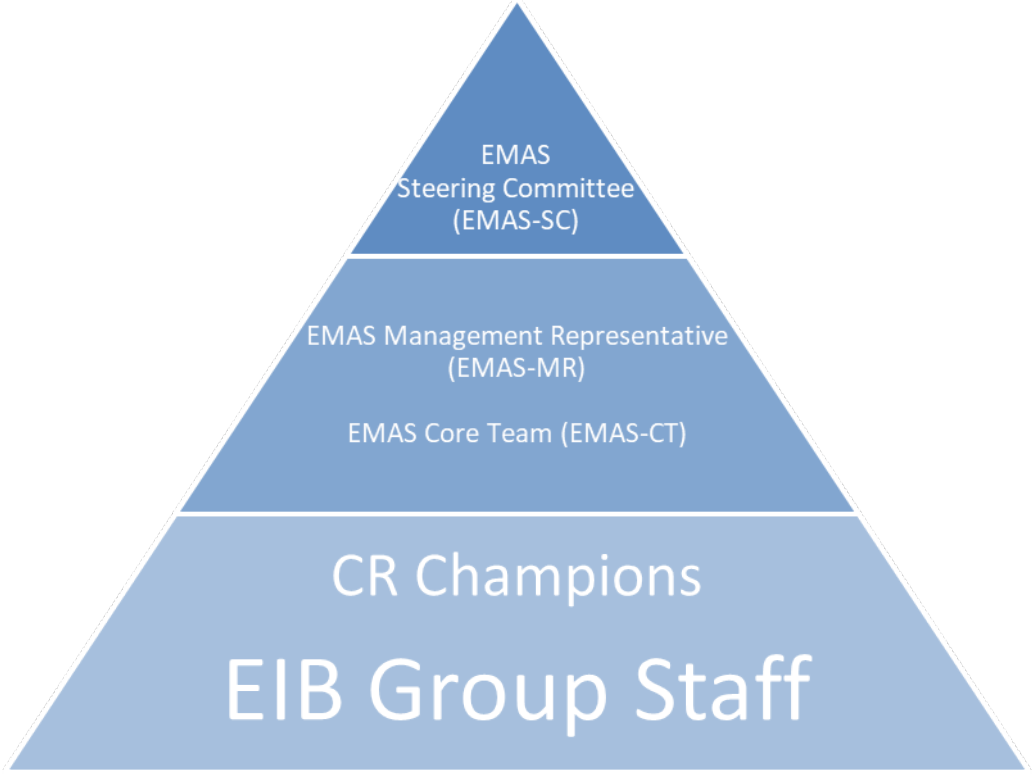
The mobility of staff based in other buildings is currently outside the scope of the EMS.



3.6. Governance of the environmental management system

The success of the EIB Group’s EMS will largely be driven by the commitment and involvement of key internal stakeholders, therefore the following governance structure has been implemented:

Fig. 2 – Environmental management system governance



EMAS Steering Committee (EMAS-SC)

The EMAS-SC is composed of representatives from the relevant EIB Group services and is responsible for oversight of the EMS and will typically meet twice a year in sync with the EMAS audit cycle to review and validate the suitability, adequacy and effectiveness of the EMS.

The EIB Secretary General chairs the EMAS- SC, which represents a broad cross-section of relevant directorates across the EIB Group. The Chair of the EMAS-SC represents “Top Management” (as described in the EMAS regulation) for the purposes of managing the interaction with the EMAS auditor. The Chair of the EMAS-SC may delegate this role as appropriate.

Whenever necessary, the Chair of the EMAS-SC in consultation with the members of the EMAS-SC seeks Management Committee decisions as appropriate, in line with the governance rules and procedures of the Bank.

EMAS Management Representative (EMAS-MR)

Appointed by the Top Management, the EMAS-MR is ultimately responsible for the EMS and ensures all the EMAS requirements are met, working and up to date. The EMAS-MR is also responsible for ensuring the EMAS-SC are informed about the suitability, adequacy and effectiveness of the EMS.

EMAS Core Team (EMAS-CT)

This consists of representatives directly responsible for the actions required to fulfil the maintenance of EMAS and support the EMAS-MR in his/her role to maintain the EMS successfully. In November 2019, all EMAS-CT members completed training to become certified ISO14001 Lead Auditors.

CR Champions network

This consists of representatives from across all EIB Group directorates, it was established in 2014 to support the work of the Corporate Responsibility department, particularly in respect of sustainability and environmental reporting. Expanding the role of the CR Champions to include EMAS support activities fits well within the expertise of the established network.

EIB Group staff

Staff involvement and awareness is a crucial part of any EMS. It is the responsibility of staff to adhere to working practices implemented under EMAS and to be part of the continual improvement process by considering the environmental impact of their everyday work.

All newcomers are informed of the EIB Group EMAS registration, shown an information video, and encouraged to provide ideas and feedback to help and support continual improvement.



4. ENVIRONMENTAL POLICY



EMAS Environmental Policy

The European Investment Bank Group (European Investment Bank and European Investment Fund) has a duty to protect the environment in which it operates. The EIB Group fully commits to improving its environmental performance across all of its internal business activities, and encourages its business partners and members of the wider community to join it in its effort. The EIB Group will take steps to register its Environmental Management System (EMS) in accordance with the EU Eco- Management and Audit Scheme (EMAS) Regulation.

This EMAS Environmental Policy is the framework for action and setting strategic environmental objectives and targets for the EIB Group's internal activities. The Policy will be updated as appropriate.

The EIB Group recognises its key environmental impacts within the scope of the EMS and shall strive to:

- Adopt relevant environmental standards and requirements in all areas of its internal operations.
- Assess its internal activities and identify areas to continuously improve its environmental performance.
- Continue to reduce its internal CO2 emissions.
- Prevent pollution that may arise as a result of its internal activities and minimise waste through the careful and efficient use of materials.
- Purchase sustainable products for its own account wherever feasible [e.g. recycled, FSC or low environmental impact products and energy from renewable sources].
- Enhance environmental considerations in procurement decisions for its own account where appropriate.
- Reduce risks from environmental, health or safety hazards for employees and others in the vicinity of its operations.
- Train and communicate environmental policies to employees.
- Publicise its environmental situation.

The EIB Group will communicate this policy statement to its staff, suppliers/contractors concerned, and other interested parties; it will be published on the Group's websites.

Luxembourg, 04 July 2018

(Signed)
Werner Hoyer

5. ENVIRONMENTAL ASPECTS AND IMPACTS






To understand our environmental performance, in spring 2018, the EIB Group undertook a systematic review of all environmental aspects and the corresponding environmental impacts linked to our business activities. Environmental aspects concern the area or type of environmental impact, such as energy or water usage. Environmental impacts consider the specific negative effects that may arise from the Group's internal activities, such as air pollution, depletion of natural resources and contribution towards the greenhouse effect. The review also considered whether the aspects identified were under "direct" or "indirect" control of EIB Group. Direct aspects concern business activities where EIB Group is in direct management control of the activity, whereas indirect aspects are those that are managed by third parties. In such cases, the EIB Group may still influence the activity through engagement.

The environmental aspects identified by this review provide the basis of our environmental system, which seeks to reduce our environmental impacts through the ongoing performance management of these aspects. By evaluating all environmental aspects against pre-defined criteria as specified with the EU Eco-Management Audit Scheme – Regulation (EC) No 1221/2009 (EMAS) (updated Annexe IV) and Commission Regulation (EU) 2017/1505 (updated Annexes I, II and III), we can thereby perform a risk-based assessment of the probability, severity and frequency of impact, and the EIB Group's ability to influence and control these impacts.

Any environmental aspects that are already subject to existing environmental legislation and any aspects deemed to be significant will be prioritised based on expected probability, severity, frequency of impact and the EIB Group's ability to influence and control them.



ENVIRONMENTAL ASPECTS ARISING FROM EIB GROUP INTERNAL ACTIVITIES

	ENVIRONMENTAL ASPECT	ENVIRONMENTAL IMPACT	ACTIVITIES
Significant	 Air emissions	Air pollution Greenhouse effect	Business travel Staff commuting Building plant equipment
	 Energy and fuel use	Depletion of natural resources Greenhouse effect	Business travel Heating, ventilation & cooling Lighting IT equipment
Other	 Paper use	Depletion of natural resources	Printing Communications Office use
	 Water use	Depletion of natural resources	Toilets Catering Cleaning Building plant Drinking water
	 Waste production	Air, water and ground pollution	Catering Cleaning Office consumables IT equipment Events

6. PROGRAMME OBJECTIVES, TARGETS AND ACTIONS

6.1. Objectives

To improve the EIB Group’s environmental performance, we have identified the following objectives:

OBJECTIVE	
01	Adopt relevant environmental standards and requirements in all areas of internal operations
02	Continue to reduce internal CO ₂ emissions
03	Prevent pollution that may arise as a result of internal activities and minimise waste through the careful and efficient use of materials
04	Purchase sustainable products for own account wherever feasible [e.g. recycled, FSC or low environmental impact products and energy from renewable sources]
05	Enhance environmental considerations in procurement decisions for own account where appropriate
06	Reduce risks from environmental, health or safety hazards for employees and others in the vicinity of operations



6.2. Targets

Each identified objective is supported by one or more targets as detailed below.

	TARGET	BASELINE
1.1	Retain ISO 14001 annually	2017
1.2	Retain EMAS certification annually	2017
1.3	Retain SuperDrecksKeschta certification annually	2017
2.1	Reduce Group emissions by 3% per full-time equivalent (FTE) by 2020	2017
2.2	Reduce electricity consumption at the EKI building by 3% per FTE by 2021	2017
2.3	Reduce energy associated with heating at the EKI building by 3% per m ² by 2021	2017
2.4	Reduce water consumption at the EKI building by 3% per FTE by 2021	2017
3.1	Reduce organic waste at the EKI building by 3% per FTE by 2021	2018
3.2	Reduce general waste at the EKI building by 3% per FTE by 2021	2018
3.3	By end of 2020, remove all single-use plastics from catering areas	2017
4.1	Annually, at least 75% of corporate procurement procedures handled by CS/IMP/PROCUR and published in the OJEU involving one of the product categories listed under Section 3.1 will include environmental requirements in the selection criteria	2017
4.2	Annually, at least 75% of the technical specifications for corporate procurement procedures handled by CS/IMP/PROCUR and published in the OJEU involving one of the product categories listed under Section 3.1 will be sent to the EU Green Public Procurement (GPP) HelpDesk by CS/IMP/PROCUR with a request for advice on “greening” the specifications, where this has not been done previously	2017
5.1	By end of 2019, all CS/IMP/PROCUR staff, including newcomers, will undergo appropriate GPP training	2017
5.2	In 2019, all staff involved in procurement procedures handled by CS/IMP/PROCUR will be given systematic access to EIB's EMAS environmental policy and the Handbook for Green Public Procurement	2017

6.3. Actions

To realise our stated objectives and targets, we have identified the corresponding actions needed to deliver the environmental management system as a whole, or to address particular aspects and impacts covered by the system. The table below only contains ongoing actions for 2020 – please see Annex III for completed actions.

	ACTION	DUE	STATUS
A1	Maintain ISO 14001 certification, and EMAS registration	Annually	In progress for 2021 <i>(Complete in 2020)</i>
A2	Ensure waste management practices continue to meet the standards required of SuperDrecksKescht certification	Annually	In progress for 2020 <i>(Complete in 2019)</i>
A3	Compensate residual greenhouse gas (GHG) emissions	Annually	In progress for 2021 <i>(Complete in 2020)</i>
A4	Purchase 100% renewable electricity covered by Guarantees of Origin	Annually	In progress for 2020 <i>(Complete in 2019)</i>
A5	Purchase steam generated from wood pellet biomass	Annually	In progress for 2020 <i>(Complete in 2019)</i>
A8	Revise EIB Group travel policy	Dec-20	In progress
A9	Continue promoting use of videoconferencing facilities	Annually	In progress for 2020 <i>(Complete in 2019)</i>
A10	Maintain BREEAM in-use certification	Annually	In progress for 2020 <i>(Complete in 2019)</i>
A11	Change remaining halogen lamps to LED alternatives where possible	Jun-21	In progress
A12	Ensure all new kitchen equipment procured is A++	Dec-19	In progress for 2020 <i>(Complete in 2019)</i>
A13	Reduce internal temperature by 1°C	Dec-20	Proposed
A22	Insert environmental requirements into selection criteria of relevant corporate procurement procedures	Ongoing	In progress for 2020 <i>(Complete in 2019)</i>
A24	Send relevant corporate procurement procedures to EU GPP HelpDesk with a request for advice of greening the specifications	Ongoing	In progress for 2020 <i>(Complete in 2019)</i>

A27	Explore the feasibility of developing an online e-learning module related to Green Public Procurement for staff	Apr-21	Proposed
A29	Conduct an in-depth energy efficiency audit	Dec-20	Scheduled
A30	Install additional electric vehicles charging points to encourage use	Jun-21	Scheduled
A31	Install water sub-metering within restaurant to better understand drivers behind water consumption	Dec-21	Scheduled
A32	Assess impact of COVID-19 on paper consumption and evaluate whether any innovation/reductions can be maintained	Dec -21	Scheduled

IMS Single Use Plastic Exhibition created in collaboration with the Luxembourg Ministry of the Environment, Climate and Sustainable Development and plastic pollution coalition.



7. ENVIRONMENTAL PERFORMANCE INDICATORS

7.1. Energy

To support business activities at the EKI building, two principal energy sources are consumed.

- **Purchased electricity** provides the requisite power for all on-site lighting, IT equipment, operation of lifts, ventilation and cooling, and other electrical equipment.
- **Heating** for the EKI Building is provided by the Kirchberg energy plant, which uses biomass to generate over 50% of the heat supplied to the Kirchberg district.

Since 2009, all electricity supplied to the EKI building is generated from 100% renewable sources and backed by guarantees of origin. In some instances, figures have been rounded for brevity.

ENERGY	CONSUMPTION	2019	2018	2017	2016
Gross energy	Total energy consumption – including offsite data centres (MWh)	8 604	9 229	8 924	8 760
	Total EKI energy consumption (MWh)	8 432	9 024	8 924	8 760
	Total renewable energy (MWh)	8 432	9 024	8 924	8 760
	% renewable energy	100%	100%	100%	100%
	<i>Of which generated on site</i>	<i>0%</i>	<i>0%</i>	<i>0%</i>	<i>0%</i>
Gross energy by activity	Total electricity (MWh)	5 494	5 870	5 707	5 717
	EKI on-site electricity (MWh)	5 322	5 664	5 707	5 717
	Data centre electricity (MWh)	172	205	n/a	n/a
	Total heating (MWh)	3 110	3 359	3 217	3 043
Relative energy (per m²)	Energy intensity (MWh/per m²)	0.12	0.12	0.12	0.12
	Electricity (MWh/m ²)	0.08	0.08	0.08	0.08
	Heating (MWh/m ²)	0.04	0.05	0.04	0.04
Relative energy (per FTE)	Energy intensity (MWh/FTE)³	9.7	10.2	10.7	12.3
	Electricity (MWh/FTE) ³	6.4	6.4	6.9	8.0
	Heating (MWh/FTE)	3.6	3.8	3.9	4.3

³ Excludes data centres electricity consumption, which occurs offsite, but is apportioned to EKI based on the % floor area that EKI represents across all EIB sites.

Targets

2.2	Reduce electricity consumption at the EKI building by 3% per FTE by 2021 (baseline: 2017) Progress: -7% on 2017
2.3	Reduce energy associated with heating at the EKI building by 3% per m ² by 2021 (baseline: 2017) Progress: -3% on 2017

Planned actions for 2020/21

A4	Purchase 100% renewable electricity covered by Guarantees of Origin
A5	Purchase steam generated from wood pellet biomass
A10	Maintain BREEAM Excellent-in-Use Certification
A11	Change remaining halogen lamps in restaurant and cafeteria to LED alternatives
A12	Ensure all new kitchen equipment procured is A++
A13	Reduce internal temperature by 1 C
A29	Conduct an in-depth energy efficiency audit

7.2. Paper consumption

To support EIB Group business activities, paper is required to print materials for both internal and external consumption. We have undertaken several measures to reduce paper consumption in recent years, including the removal of all local Deskjet printers in 2015 and the implementation of the “follow-me” printing system that allows users to print to a shared queue from which jobs are automatically deleted if not released within 24 hours. Most paper procured and consumed is standard A4 office paper and all of it is 100% recycled.

The EIB Group’s supplier provides data on the number of printed pages. Historically, it has been assumed that two printed sides represent one sheet of paper; however, we are now able to access actual data on the proportion of single-sided vs. double-sided print jobs. This proportional breakdown, which was only available for 2019, has therefore been used to recalculate and restate historical paper consumption back to 2016.

PAPER	CONSUMPTION	2019	2018	2017	2016
Gross consumption	Total paper consumption (tonnes)	26.3	30.8	26.4	24.5
Relative consumption (per FTE)	Paper consumption (tonnes/FTE)	0.03	0.04	0.04	0.05

Targets

4.1

In 2019, at least 75% of corporate procurement procedures handled by the EIB's procurement division and published in the Official Journal of the European Union involving one of the product categories listed under Section 3.1 included environmental requirements in the selection criteria (Baseline: 2017)

Progress: Achieved in 2019

Planned actions for 2020/21

A32

Assess impact of COVID-19 on paper consumption and evaluate whether any innovation/reductions can be maintained

7.3. Water consumption

Water consumption at the EKI building is linked to headcount and is primarily associated with the use of lavatories, office cleaning and catering. Consumption fell by 9% in absolute terms in 2019; however, given the correlation between headcount and water consumption, relative water consumption per FTE fell at a slightly lower rate of 7%.

WATER	CONSUMPTION	2019	2018	2017	2016
Gross consumption	Total water consumption (m ³)	18 505	20 302	18 153	15 713
Relative consumption (per FTE)	Water consumption (m ³ /FTE)	21.4	23.0	21.8	22.0

Targets

2.4

Reduce water consumption at the EKI building by 3% per FTE by 2021 (Baseline: 2017)

Progress: -2% on 2017

Planned actions for 2020/21

A31

Install water sub-metering in the restaurant to better understand drivers behind water consumption

7.4. Waste production

The principal forms of waste generated by at the EKI building include general waste from office use, paper waste and organic waste from the shared use of catering facilities. Additional forms of waste include glass, plastic, metal, wood and electrical and electronic equipment.

Historically, waste production was monitored at a campus level and apportioned to the EKI building based on proportional headcount. From 2018, waste production was monitored for the EKI building at a site level, leading to a significant improvement in the accuracy of reporting. Due to this methodological change, there has been a large increase in absolute waste production (+240%) and waste production per FTE (+226%). The EKI building houses an on-site restaurant, serving staff across the campus, therefore it is likely that waste production in previous years, which was apportioned across the whole campus, was being underreported.

The EIB Group has decided not to restate historical waste production figures to maintain consistency, as these were the figures reported in previous carbon footprints.

WASTE	CONSUMPTION	2019	2018	2017	2016
Gross production	Total waste production (tonnes)	584.6	550.3	162.0	151.5
	Total hazardous waste (tonnes)	1.5	1.0	4.3	n/a
Relative production (per FTE)	Total waste production (tonnes/FTE)	0.68	0.62	0.19	0.21
	Total hazardous waste (tonnes/FTE)	0.00	0.00	0.01	n/a
By type	Total organic waste (tonnes)	332.1	323.5	75.3	35.8
	Total general waste (tonnes)	169	111	34	54
	Total plastic waste (tonnes)	10	11	4	3
	Organic waste per FTE	0.38	0.39	0.09	0.05
	General waste per FTE	0.20	0.13	0.04	0.08
	Plastic waste per FTE	0.01	0.01	0.00	0.00

Targets

- 1.3

 Retain SuperDrecksKeschert certification annually (Baseline: 2017)
Progress: Achieved in 2019
- 3.1

 Reduce organic waste at the EKI building by 3% per FTE by 2021 (Baseline: 2017)
Progress: +324% on 2017 (due to methodological improvement)
- 3.2

 Reduce general waste at the EKI building by 3% per FTE by 2021 (Baseline: 2017)
Progress: +379% on 2017 (due to methodological improvement)
- 3.3

 By end of 2020, remove all single-use plastics from catering areas
2019 will form the baseline year for single-use plastics

Planned actions for 2020/21

A2

Ensure waste management practices continue to meet the standards required of SuperDrecksKesch certification

Case study

The EIB Group commits to the Zero Single-Use Plastic manifesto

Societies' continued dependence on disposable, single-use plastics has come under the spotlight over the past few years. It's estimated that since the invention of plastic less than a century ago, we have produced over 8 billion tonnes. The pollution caused by this dependence puts ecosystems and our own health at risk.

That's why IMS Luxembourg, Luxembourg's network for corporate sustainability, has adopted the [Zero Single-Use Plastic manifesto](#). The objective is a clear one: eliminate single-use plastic from the EIB Group's operations by the end of 2020. More specifically, we have committed to:

- Implementing all the necessary actions to reach the goal of withdrawing the products covered by the Zero Single-Use Plastics manifesto by the end of 2020
- Supporting sustainable alternatives and integrating the principles of the circular economy to develop best practice policies on the use of multipurpose plastics within our organisation
- Appointing a Zero Single-Use Plastic ambassador, as a reference person for this matter
- Communicating our action to different stakeholders to raise awareness
- Supporting IMS Luxembourg in this campaign and allowing them to engage in discussions with the suppliers concerned to identify sustainable alternatives

Since making this commitment in 2018, we have started to track consumption across a range of different areas including cutlery, food containers, drinks containers, bags, and sanitary items. By identifying current levels and patterns of consumption, we have been able to identify solutions such as replacing paper cups with ceramic cups and a new ORBIO sustainable cleaning technology with onsite production of an environmentally responsible multi-surface disinfectant that replaced 80% of our chemicals. We have already implemented a range of simple solutions, resulting in us [avoiding the use of 3 million single-use plastic items](#). We will continue to identify innovative solutions with the aim of completely eliminating single-use plastics by the end of 2020.

7.5. Greenhouse gas emissions

The EIB Group aims to lead by example in managing our environmental performance and disclosing the impact of our operations. It has reported its environmental performance and emissions since 2007.

In the 2018 environmental statement, the EIB Group maintained the GHG reduction target of 20%-30% by 2020 based on a 2007 baseline. As this target was achieved, and to align the baseline year with all other EMAS targets, a new GHG reduction target was established in 2019: to reduce GHG emissions by 3% per FTE by 2020, based on a 2017 baseline. The EIB Group has achieved an 11% reduction on

the 2017 baseline and is currently working on establishing a new carbon reduction target aligned with the Paris Agreement.

The EIB Group carbon footprint analysis in 2019 follows the World Resources Institute GHG Protocol, consistent with the approach adopted in 2017. The GHG Protocol is recognised as the most widely used international accounting tool for government and business leaders to understand, quantify, and manage greenhouse gas emissions. It is an international standard used by a diverse range of organisations, including many in the banking sector, and it is widely accepted as best practice.

To calculate the GHG emissions inventory, we identified all relevant GHG emission sources, collected activity data from the relevant departments and applied the emission factors, calculating emissions from each source. This data were then aggregated to create the EIB Group’s total carbon footprint. The following sections set out the details of the process followed.

Our reported emissions can be divided into two main areas:

- **Buildings-related emissions** including purchased electricity and steam, and emissions linked to the consumption of paper, water and waste.
- **Mobility emissions** arising from all business travel (including flights, rail, owned vehicles) and employee commuting.

Mobility emissions account for the majority of EKI emissions on both a gross and net basis, as both purchased electricity and steam from renewable sources are considered to generate net zero emissions.

GHG EMISSIONS	CONSUMPTION	2019	2018	2017	2016
Gross emissions	Total emissions (tCO₂e⁴)	5 745	6 372	6 455	6 039
	Total building emissions (tCO ₂ e)	1 114	1 387	1 747	1 921
	Total mobility emissions (tCO ₂ e)	4 630	4 984	4 708	4 119
Relative emissions (per FTE)	Total emissions (tCO₂e/FTE)	6.6	7.2	8.0	8.6
	Total building emissions (tCO ₂ e/FTE)	1.3	1.6	2.3	2.9
	Total mobility emissions (tCO ₂ e/FTE)	5.4	5.6	5.7	5.8

Targets

2.1

Reduce Group emissions by 3% per FTE by 2020 (Baseline: 2017)

Progress: -17% on 2017

⁴ As per Annex IV and the WRI GHG Protocol, SO₂, CH₄, N₂O, HFCs, PFCs, NF₃ and SF₄ have been converted too and expressed in tonnes of CO₂ equivalent using each greenhouse gases respective global warming potential (GWP). It is also recommended that total air emissions, including SO₂, NO_x and PM, are reported. It has not been possible to report this data this year as it is not tracked.

Planned actions for 2020/21

- A3** Offset carbon emissions
- A8** Update travel policy
- A9** Promote use of video conferencing facilities
- A30** Install additional electric vehicle charging points to encourage use



8. BIODIVERSITY

The EKI building is situated at the top of the hill of Val des Bons Malades with open spaces on the site consisting of lawns, meadows, isolated trees and remnants of the old forest, which are protected under local law. The lawns are located directly adjacent to the EKI building, encircling it on the north, east and west, while the meadows can be found on the north-eastern part of the site. The old forest is located on the northern part of the site bordering the Val des Bons Malades.

BIODIVERSITY	CONSUMPTION	2019	2018	2017	2016
By type (m²)	Total land (m²)	72 500	72 500	72 500	72 500
	Total sealed area (m ²)	68 255	68 255	68 255	68 255
	Total nature-oriented area on site (m ²)	4 245	4 245	4 245	4 245
	Total nature-oriented area off site	0	0	0	0
Relative (% of total space that is green space)	Proportion of total land that is nature-oriented (%)	5.5	5.5	5.5	5.5

Fig. 3 – Satellite view of EKI Building and green spaces (Map data ©2018 Google)



9. LEGAL REQUIREMENTS

The EIB Group is required to comply with a range of applicable environmental legislation at a local, national and European level. These form the mandatory legal requirements that the EIB Group has committed to meeting as part of the EMS.

To comply with these requirements, the EIB Group maintains a comprehensive register of environmental regulations which was compiled and is maintained regularly by an external expert on environmental regulations. This register includes, but is not limited to, the following:

- Environmental permits issued by the Luxembourg Ministry of Environment
- Regulations related to the recycling, separation and disposal of waste
- Regulations related to health and safety including the storage, handling and disposal and hazardous substances
- Regulations related to the emission of air pollutants, gases and dust
- Regulations related to energy efficiency, energy management, building maintenance and refrigerant usage
- Regulations related to water, wastewater, effluent and sewerage

Applicable environmental regulations are managed by the relevant business area, who are made aware of any relevant changes/updates to regulations. The majority of environmental regulations apply to the operation and maintenance of the building and are thus managed by the EIB's Building & Logistics Department, which sits within the Corporate Services Directorate.



10. COMMUNICATION

Communication with both internal and external stakeholders is a key pillar in the requirements of the EMAS regulation. Internal stakeholders, including visitors, can have a large degree of influence on the environmental impacts of the EKI building, from reducing electricity consumption through the efficient use of office equipment to minimising paper consumption by printing less. Environmentally friendly behaviours are encouraged through actively informing staff about the policies, efforts and activities by the EIB Group, reinforcing our commitment to manage our environmental performance.

The EMAS Core Team, in close collaboration with EIB Group services, has actively engaged in producing a range of articles aimed at raising environmental awareness and changing behaviours. Articles must be easy to understand and highlight the activities of EIB Group services in meeting our environmental ambitions. These may be in the form of a news story, case study or part of a newsletter issued by different directorates across the Group and may include external activities or initiatives. A selection of communication published on the EIB's intranet in 2019 includes:

- So where is the Bank's Environmental Policy?
- Packaging is evolving
- PJ newsletter - EIB is EMAS registered
- Celebrating World Water Day
- The true colour of the Cloud – learning about our digital footprint and how to reduce it
- Circular economy in practice: Re-use of old mobile phones and computers
- Zero Single-Use Plastics: choose to refuse
- New Sustainable cleaning products
- Salads are going green - Eco Box
- Exhibition in Zero Single-use Plastics

It is equally important to communicate to external stakeholders and report our internal environmental performance to demonstrate that we are “walking the talk” by presenting our environmental and social standards applied to our financing activities in our internal operations. The primary mechanism for this is through the environmental statement. The EIB Group passed the first surveillance audit in April 2019, followed by the publication of the [EIB Group – Environmental Statement 2019](#) in July 2019. The publication was announced by a press release followed by supporting social media stories to further highlight the Group's internal environmental performance.

2019 also saw the EIB Group being nominated and receiving an honorary mention at the annual EMAS Awards, acknowledging the efforts in managing the EIB's internal environmental performance. This achievement was communicated to internal and external stakeholders through press articles and social media channels. It received acknowledgement by the EIB President during his 2019 Christmas speech.



This environmental statement is being published in November 2020 to ensure that the publicly available information and 2019 data related to the EIB Group's environmental performance is as up to date as possible.

11. ANNEX I – EMAS VALIDATION

Validation declaration

Community Eco-Management and Audit Scheme (EMAS)

VINÇOTTE nv

Jan Olieslagerslaan 35, 1800 Vilvoorde, Belgium

Based on an audit of the organisation, visits of its site, interviews with its staff, and the examination of the documentation, the data and the information, documented in the verification report N° **60711241**, VINÇOTTE nv declares, in its capacity as environmental EMAS verifier with registration number BE-V-0016, accredited for the scope 1, 10, 11, 13, 16, 18, 19, 20 (excl. 20.51), 21, 22, 23, 24, 25, 26, 27, 28, 29, 30.2, 30.9, 31, 32, 33, 35, 36, 37, 38, 39, 41, 42, 43, 45, 46, 47, 49, 50, 52, 53, 55, 56, 58, 59, 60, 62, 63, 70, 71, 72, 73, 74, 79, 80, 81, 82, , 84, 85, 86, 87, 88, 90, 93, 94, 95, 96, 99 (NACE-code), to have verified whether the site(s) as indicated in the updated environmental statement 2020 of the organisation

EIB Group with registration number **LU-000007**

located at

**100, Boulevard Konrad Adenauer
2950 Luxembourg
Luxembourg**

and used for:

All technical and administrative activities which support the core business, carried out within the EKI building in Luxembourg.

Meet all requirements of Regulation (EC) No 1221/2009 on the voluntary participation by organisations in a Community eco-management and audit scheme (EMAS), as amended by Regulations (EU) 2017/1505 and (EU) 2018/2026.

By signing this declaration, I declare that:

- The verification and validation has been carried out in full compliance with the requirements of Regulation (EC) No 1221/2009 amended by Regulations (EU) No 2017/1505 and (EU) 2018/2026;
- The outcome of the verification and validation confirms that there is no evidence of non-compliance with applicable legal requirements relating to the environment
- The data and information of the updated environmental statement 2020 of the site reflect a reliable, credible and correct image of all the sites activities, within the scope mentioned in the environmental statement.

This document is not equivalent to EMAS registration. EMAS registration can only be granted by a Competent Body under Regulation (EC) No 1221/2009 amended by Regulations (EU) No 2017/1505 and (EU) 2018/2026. This document shall not be used as a standalone piece of public communication.

Declaration number: 18 EA 105/2
Date of issue: October 12, 2020



For the environmental verifier:

A handwritten signature in blue ink, appearing to read "Eric Louys".

Eric Louys
Chairman Certification Commission



12. ANNEX II – METHODOLOGICAL ASSUMPTIONS

In order to report the Group's carbon footprint and the metrics required within this environmental statement, it is necessary in certain circumstances to estimate, extrapolate or convert consumption data. The EIB Group follows the WRI GHG Protocol, and has therefore chosen to detail all assumptions made and steps taken to demonstrate that the approach taken is consistent with the reporting principles of consistency and transparency:

Headcount

- All headcount data contained within this report are reported in terms of full-time equivalents (FTE) and sourced from Personnel. EKI FTE figures include only EIB Group staff, and thus exclude contractors, to maintain consistency with the methodology used in the carbon footprint.

Buildings

Electricity

- Monthly energy consumption data were recorded for the EKI building in 2019.
- Historically, consumption was monitored at a WKI/EKI campus level, with a consistent 60:40 split assumed, i.e. 40% of total WKI/EKI energy consumption is attributed to EKI.
- Electricity emissions are considered zero CO₂ on a net basis, as all purchased electricity is sourced from 100% renewable sources.

Purchased steam

- Monthly consumption data are recorded for EKI.
- The emissions factor is sourced from the supplier, Ville de Luxembourg. In 2018, the Kirchberg plant was converted to use over 50% wood pellets and so this energy supply is also considered to be zero emissions on a net basis.

Data centres

- Monthly consumption data are reported to the EIB Group from our external data centres. A proportion of total data centre consumption is apportioned to EKI based on percentage headcount.
- Electricity emissions are considered zero CO₂ on a net basis, as all purchased electricity used within data centres is sourced from 100% renewable sources.

Water

- Monthly consumption data are recorded for EKI. The Defra emissions factor for water supply and wastewater is applied against water consumption data⁵.

⁵ Defra is the UK Government's Department for Environment, Food & Rural Affairs. Defra have annually published emissions factor since 2002 and are used to calculate the EIB Group's carbon footprint. For consistency, the same emissions factors have been used here.

Waste

- From 2018, monthly waste consumption data were available at a building level for EKI.
- Historically, monthly consumption data were recorded at a campus level, with details of waste type, disposal method and EWC code. The total weight of waste was then apportioned to EKI based on percentage headcount.
- Conversion of waste to CO₂ uses emissions factors sourced from Defra.

Paper

- Paper consumption and emissions are calculated using supplier statistics of output from our local printers and also procurement data from our copy centre.
- The copy centre data include procurement data for our local printers and so this is excluded to avoid double counting. The local printer statistics show the total number of A3 and A4 pages printed each month across all office printers.
- Historically, it was not possible to determine the proportion of pages printed that were single or double-sided. Analysis suggested that the majority of printing was double-sided therefore it was assumed that all printing was double-sided.
- In 2019, EIB Group was able to obtain the exact breakdown of single-sided vs. double-sided printing. The split, which was 71% single-sided and 29% double-sided, has therefore been used to recalculate and restate paper consumption back to 2016.
- We also take account of paper size (e.g. A3, A4) and paper weight (grams per square meter), converting all paper into sheets of 100 GSM A4 equivalent. The total weight of paper consumption is converted into emissions using Defra emissions factors for material use.
- The total consumption is then apportioned to EKI based on percentage headcount.

Travel

Flights

- We receive a detailed breakdown of all flights from our travel agent, with details of total distance, cabin class, origin and destination.
- This information is used to determine the “haul” according to Defra classifications (e.g. “Domestic” – to/from the UK; “Short Haul” – <3 700 kilometres to/from the UK; “Long haul” - >3 700 kilometres to from the UK and “International” – any flights that are not to or from the UK).
- Conversion to CO₂ uses the Defra emissions factors for flight haul and cabin class (e.g. economy, business, etc.).
- Total emissions from flights are then apportioned to EKI based on percentage headcount, although we are working to provide a more accurate dataset using staff location.

Rail

- We receive a detailed breakdown of all rail travel from our travel agent, with details of total distance, origin and destination etc.
- Conversion to CO₂ uses Defra emissions factors for “International Rail”.
- Total emissions from rail travel are then apportioned to EKI based on percentage headcount, although we are working to provide a more accurate data set using staff location.

Commuting

- For the EKI building, we record the average number of available car parking spaces per month.
- This is subtracted from the total available spaces to give an average of used spaces per month.
- An average daily commute distance of 35 kilometres is applied based on a 2007 EU survey⁶ and multiplied by the number of working days to give a total distance per month/quarter.
- Conversion to CO₂ then uses the Defra unknown average vehicle emissions factor.

Company cars

- Monthly odometer readings are taken for each company-owned vehicle.
- Mileage in kilometres is determined by subtracting the previous readings from the latest.
- Emissions are calculated using the manufacturers' stated CO₂ per kilometre travelled for each vehicle.
- An average emissions factor is calculated based on total.

Car rentals

- All car rental data are sourced from two main providers:
 - For one, we receive a detailed breakdown of mileage travelled for both petrol and diesel cars.
 - For the other, we receive a summary of average km travelled per day each quarter, fuel type not specified.
- Total mileage is determined by aggregating these figures and then apportioning to EKI based on percentage headcount of Group total.
- Emissions are calculated using Defra emissions factors for average petrol, average diesel and unknown average respectively.

Minibus

- Data provided covers total fuel consumption and mileage for the navette minibuses.
- Conversion to CO₂ is based on the manufacturer's emissions factor of CO₂ per litre of fuel consumption.

⁶ <http://delano.lu/d/detail/news/study-french-dominate-capital-luxembourgers-commute-furthest/156262>

13. ANNEX III – COMPLETED ACTIONS

The following table includes all completed actions established as part of the EIB Groups EMAS management system:

	ACTION	Due	Status
A6	Install sub-metering to improve data quality	Dec-18	Complete
A7	Replace transportation fleet with more fuel-efficient navettes	Dec-17	Complete
A14	Adjust the settings on the air handling units	Jun-19	Complete
A17	Begin reporting organic waste production quarterly	Dec-19	Complete
A20	Begin reporting general waste production quarterly	Dec-19	Complete
A21	Conduct a plastics audit to assess what can be removed	Jun-19	Complete
A23	Implement follow-me printing to reduce paper waste	Dec-17	Complete
A25	Deliver Green Public Procurement training to all procurement division staff	Dec-19	Complete
A26	Provide EMAS environmental policy and handbook for GPP to all staff involved in procurements procedures handled by procurement division	Dec-19	Complete
A28	Reduce the number of printers on site	Mar-20	Complete
A15	Cover glass with film in certain areas to limit the loss of heat	Dec-19	Cancelled – preferable solution found
A18	Conduct audit to identify ways to reduce organic waste production	Jun-19	Cancelled – preferable solution found
A19	Conduct audit to identify ways to reduce general waste production	Jun-19	Cancelled – preferable solution found

Environmental Statement 2020

including 2019 performance data

November 2020



The EIB Group consists of the European Investment Bank and the European Investment Fund.

European Investment Bank
98-100, boulevard Konrad Adenauer
L-2950 Luxembourg
☎ +352 4379-22000
www.eib.org – ✉ info@eib.org

European Investment Fund
37B, avenue J.F. Kennedy
L-2968 Luxembourg
☎ +352 2485-1
www.eif.org – ✉ info@eif.org